



2017 LANCER 2.0 ES
4-DOOR SEDAN
DIAMOND WHITE PEARL / BLACK

2.0L DOHC I4 MIVEC
 CONTINUOUSLY VARIABLE TRANSMISSION
 50-STATE EMISSIONS STANDARD

Mechanical Features

- 2.0L MIVEC DOHC 16-valve 4-cylinder
- Electric Power Steering
- MacPherson strut front suspension with stabilizer bar
- Multi-link rear suspension
- Front Wheel Drive (FWD)

Exterior Features

- Auto-off halogen headlights
- Fog lights
- LED running lights
- High mount rear stop light
- Rear combination taillights
- Side air dams
- Color-keyed power side-view mirrors with turn indicators
- Heated side-view mirrors
- Color-keyed outer door handles
- Short pole antenna
- Front windshield variable intermittent wipers and washers
- Rear window defroster with timer
- 16-inch two-tone alloy wheels
- P205/60R16 tires
- Space saver temporary spare tire

Interior Features

- Color LCD multi-information display
- High-contrast speedometer/ tachometer gauge cluster
- Key cylinder illumination
- Front map lights
- Trunk light
- Fabric seating surfaces
- 6-way adjustable driver's seat
- 4-way adjustable front passenger seat
- Driver's seatback pocket
- 60/40 split folding rear seat
- Rear seat adjustable head restraints
- Automatic climate control
- Micron air filtration
- Rear heater floor ducts
- Adjustable tilt steering wheel
- Silver painted meter bezel
- Gloss black I/P and front door accents
- Soft-touch front upper door trim
- Chrome-plated inside door handle
- Carpeted floor mats

Convenience Features

- 6.1" Touch panel display audio system
- 4 speaker audio system
- FUSE Hands-free Link System® with Bluetooth® technology, and USB port
- Rear-view camera system
- Steering wheel mounted audio, cruise control, and Bluetooth® hands-free system controls
- Keyless entry with panic alarm feature
- Power windows with driver's auto up/down
- Power door locks
- 12-volt accessory outlets

Convenience Features (cont'd)

- Floor center console box with armrest lid
- Front lower console accessory box
- Front cup holders
- Door trim pocket with bottle holder
- Rear center armrest with cup holders

Safety & Security

- Anti-lock Braking System with Electronic Brakeforce Distribution and brake assist
- Active Stability Control
- Traction Control Logic
- Tire Pressure Monitoring System
- Side curtain airbags
- Front seat-mounted side airbags
- Driver's side knee airbag
- Advanced dual-stage front airbags with occupant seat position sensors
- Three-point seatbelts and head restraints for all seating positions
- Height-adjustable front shoulder belts with pretensioner
- LATCH child-restraint system
- Child safety rear door locks
- Anti-theft security alarm system
- Anti-theft engine immobilizer
- RISE body construction

Optional Equipment

Full Tank of Gas	INCLUDED
ES Sun & Sound Package	\$1,600.00
<ul style="list-style-type: none"> Power Glass Sunroof 710w Rockford Fosgate® Premium Audio System With 9 Speakers SiriusXM® Satellite Radio With 3 Month Subscription 	
Accy Wheel Locks	\$55.00
Accy LED Foglights	\$335.00

MSRP*:	\$18,795.00
Total Optional Equipment:	\$1,990.00
Subtotal:	\$20,785.00
Destination/Handling:	\$865.00
Total MSRP*:	\$21,650.00

*MSRP (Manufacturer's Suggested Retail Price)

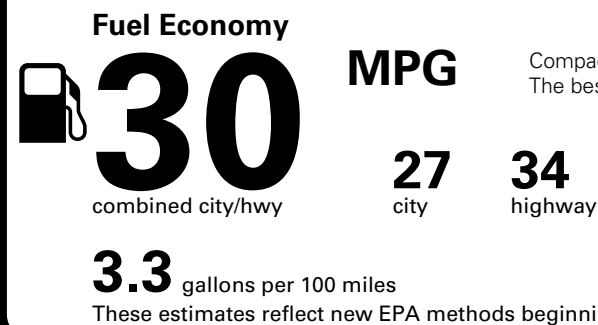
Visit us at www.mitsubishicars.com



Fuel Economy and Environment




Gasoline Vehicle



Compact Cars range from 14 to 107 MPG. The best vehicle rates 119 MPGe.

You save \$1,000
 in fuel costs over 5 years compared to the average new vehicle.

Annual fuel cost
\$1,200




This vehicle emits 295 grams CO₂ per mile. The best emits 0 grams per mile (tailpipe only). Producing and distributing fuel also create emissions; learn more at fuelconomy.gov.

Actual results will vary for many reasons, including driving conditions and how you drive and maintain your vehicle. The average new vehicle gets 26 MPG and costs \$7,000 to fuel over 5 years. Cost estimates are based on 15,000 miles per year at \$2.45 per gallon. MPGe is miles per gasoline gallon equivalent. Vehicle emissions are a significant cause of climate change and smog.

fuelconomy.gov

Calculate personalized estimates and compare vehicles



10-year 100,000-mile LIMITED POWERTRAIN WARRANTY

10^{YEAR} / 100,000^{MILE} POWERTRAIN
 5^{YEAR} / 60,000^{MILE} BUMPER-TO-BUMPER

7^{YEAR} / 100,000^{MILE} ANTI-CORROSION/PERFORATION
 5^{YEAR} / UNLIMITED^{MILE} ROADSIDE ASSISTANCE

*See participating Retailer for Limited Warranty and Roadside Assistance terms and conditions.

Parts Content Information

For vehicles in this carline:
 U.S./Canadian Parts Content: 1%
 Major Sources of Foreign Parts Content: JAPAN 95%

For this vehicle:
 Final Assembly Point: KURASHIKI, JAPAN
 Country of Origin: JAPAN
 Engine: JAPAN
 Transmission: JAPAN

Note: Parts content does not include final assembly, distribution, or other non-parts costs.

GOVERNMENT 5-STAR SAFETY RATINGS

Overall Vehicle Score ★★★★★
 Based on the combined ratings of frontal, side and rollover. Should ONLY be compared to other vehicles of similar size and weight.

Frontal Crash	Driver	★★★★★
	Passenger	★★★★★

Based on the risk of injury in a frontal impact. Should ONLY be compared to other vehicles of similar size and weight.

Side Crash	Front seat	★★★★★
	Rear seat	★★★★

Based on the risk of injury in a side impact.

Rollover		★★★★★
-----------------	--	-------

Based on the risk of rollover in a single-vehicle crash.

Star ratings range from 1 to 5 stars (★★★★★) with 5 being the highest.
 Source: National Highway Traffic Safety Administration (NHTSA).
www.safercar.gov or 1-888-327-4236

Cumulative Accessory Weight is 9.9 lbs

Method of Transport: TRUCK
 Plant/Port of Entry: JACKSONVILLE, FL

VIN : JA32U2FU1HU013572
Route Code : THT

Gasoline, license and title fees, applicable federal, state and local taxes and dealer and distributor installed options and accessories are not included in the manufacturer's suggested retail price. This label has been applied to this vehicle pursuant to federal law and cannot be moved or altered prior to delivery to the ultimate purchaser.

Cumulative Accessory Weight is 9.9 lbs